





















Healthy Homes Calendar

Keep Your Home Healthy and Safe

Every Day	Every Week	Every Month	Every 6 Months	Every Year
 <p>Turn on the bathroom fan while taking a bath or shower.</p>	 <p>Change and wash bedding.</p>	 <p>Check your air filter and replace if necessary. (Replace every 3 months).</p>	 <p>Clean your gutters of leaves and debris.</p>	 <p>Treat deck/patio for mold and mildew.</p>
 <p>Put trash in garbage cans (do not allow to build up).</p>	 <p>Vacuum (with HEPA filter) carpeting and sweep/wet clean floors.</p>	 <p>Test smoke and carbon monoxide detectors (change batteries every 6 months).</p>	 <p>Clean your kitchen exhaust fan and filter.</p>	 <p>Deep clean and inspect your basement.</p>
 <p>Wipe countertops in the kitchen, bathroom and laundry room.</p>	 <p>Clean bathrooms and kitchens.</p>	 <p>Trim trees and bushes. Clear leaves and debris from around your home and roof.</p>	 <p>Test your GFCI outlets.</p>	 <p>Inspect screens and replace any that have holes.</p>
 <p>Keep floors dry and clean.</p>	 <p>Remove clutter. Dust surfaces of furniture and blinds.</p>	 <p>Check for water leaks, inspect sump pump (if applicable).</p>	 <p>Check all locks and deadbolts on your doors and windows.</p>	 <p>Inspect roof for cracks, leaks, or broken shingles/tiles.</p>

U.S. Department of Housing and Urban Development
Office of Lead Hazard Control and Healthy Homes
February 2020

